

Light efficiency:



Light quality:



Color temperature:



Output: 1056 lm

Peak: 5039 cd

Power: 74.2 W

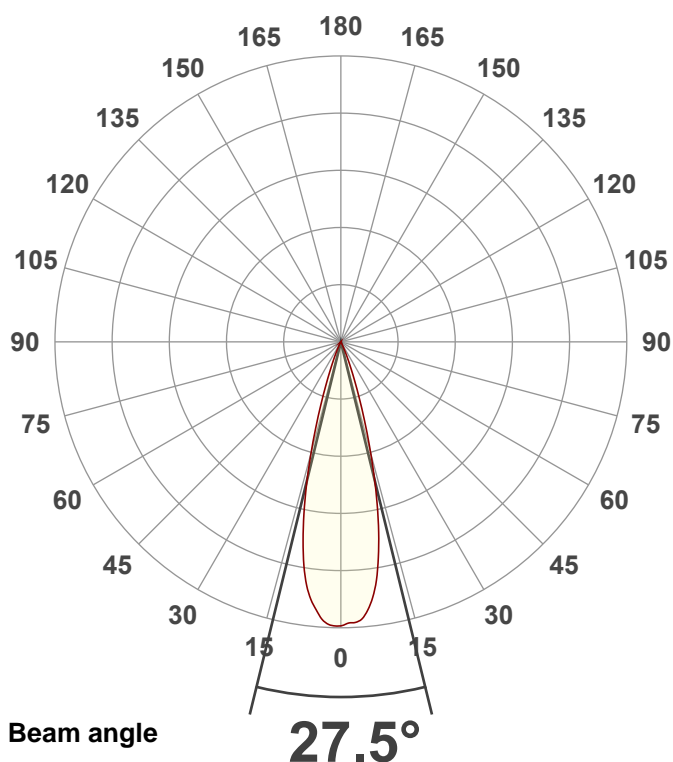
PF: 0.66



Product name:
**Stealth Wash Zoom (Zoom Out Full On)
Unstable**

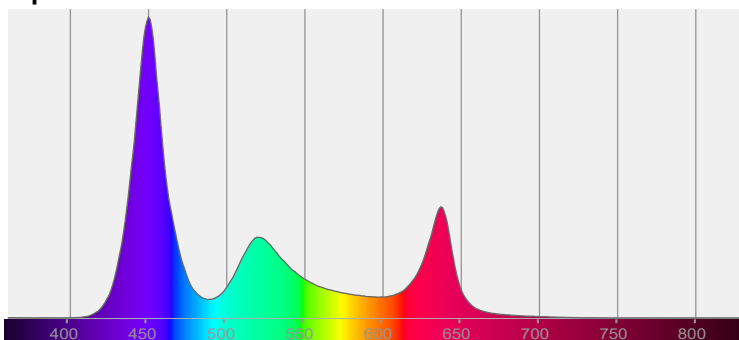
Item number:

Date and time:
5/7/2019 1:23:31 PM

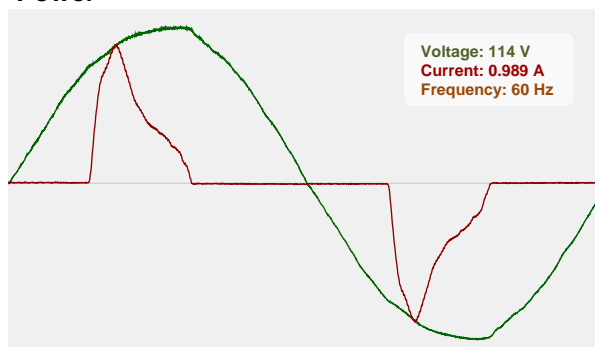


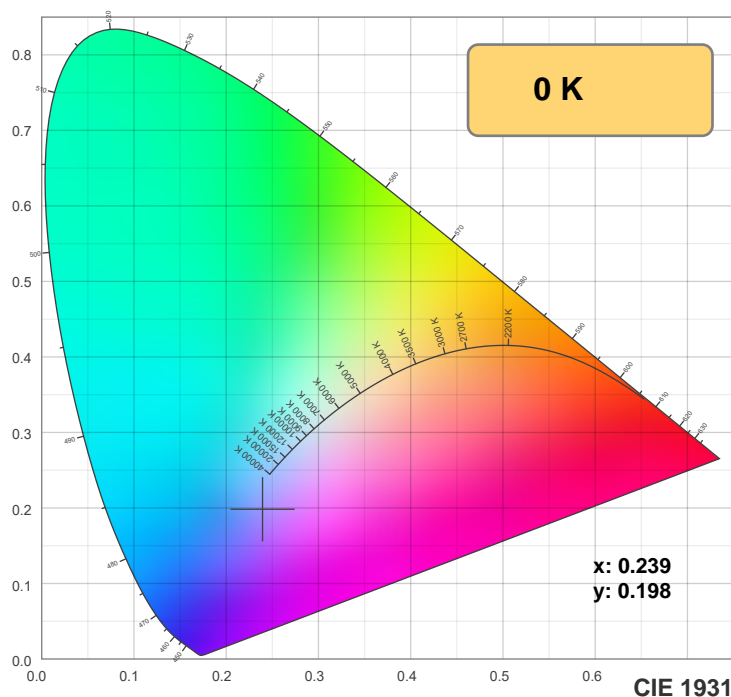
CIE 1931
x: 0.239
y: 0.198

Spectra

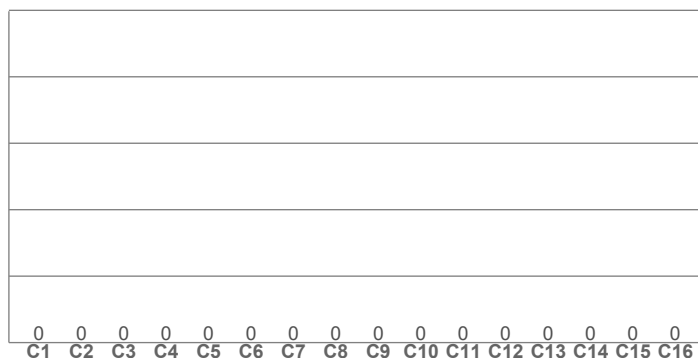


Power





TM-30: 0.0



CRI R values, only R1-R8 are used to calculate final CRI value


R1	R2	R3	R4	R5	R6	R7	R8	R9	R10	R11	R12	R13	R14	R15
0.0	0.0	0.0	0.0	0.0	0.0	0.0	0.0	0.0	0.0	0.0	0.0	0.0	0.0	0.0

TM30 C values, 16 binned values out of total of 99 C values

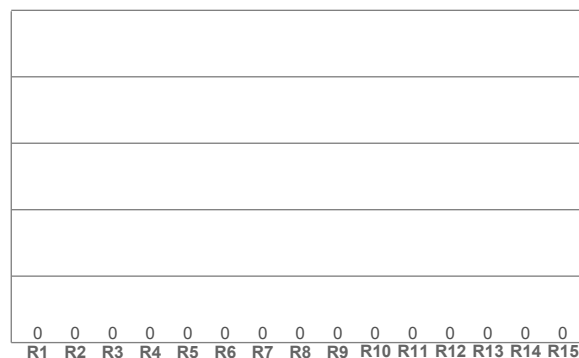
C1	C2	C3	C4	C5	C6	C7	C8	C9	C10	C11	C12	C13	C14	C15	C16
0.0	0.0	0.0	0.0	0.0	0.0	0.0	0.0	0.0	0.0	0.0	0.0	0.0	0.0	0.0	0.0

CQS Q values

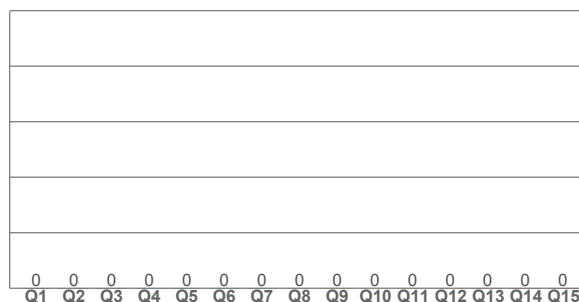
Q1	Q2	Q3	Q4	Q5	Q6	Q7	Q8	Q9	Q10	Q11	Q12	Q13	Q14	Q15
0.0	0.0	0.0	0.0	0.0	0.0	0.0	0.0	0.0	0.0	0.0	0.0	0.0	0.0	0.0



CRI: 0.0 (R1-R8)



CQS: 0.0



Color parameters

Color temperature	Color rendering index	Red component	Color fidelity	Color gamut	Color quality scale	Color coordinate cie 1931	Color coordinate cie 1931	Color coordinate	Color coordinate	Color deviation from black body
CCT	CRI	CRI R9	TM30 Rf	TM30 Rg	CQS	x	y	u	v	Δuv
0 K	0.0	0.0	0.0	0.0	0.0	0.239	0.198	0.195	0.243	n/a

TM-30 details

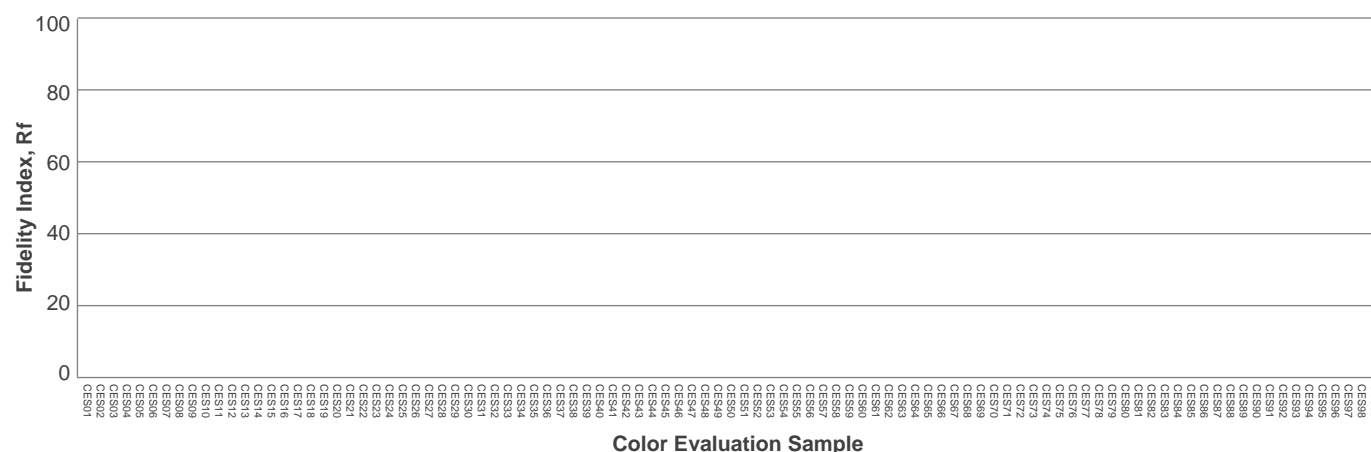

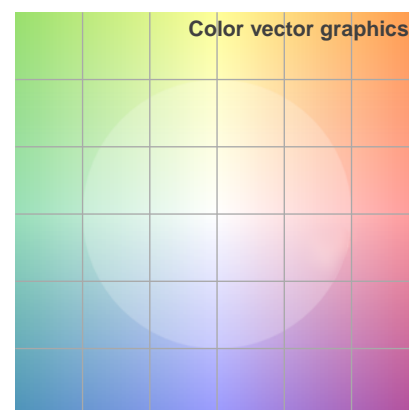
Rf 0.0

Fidelity index Rf

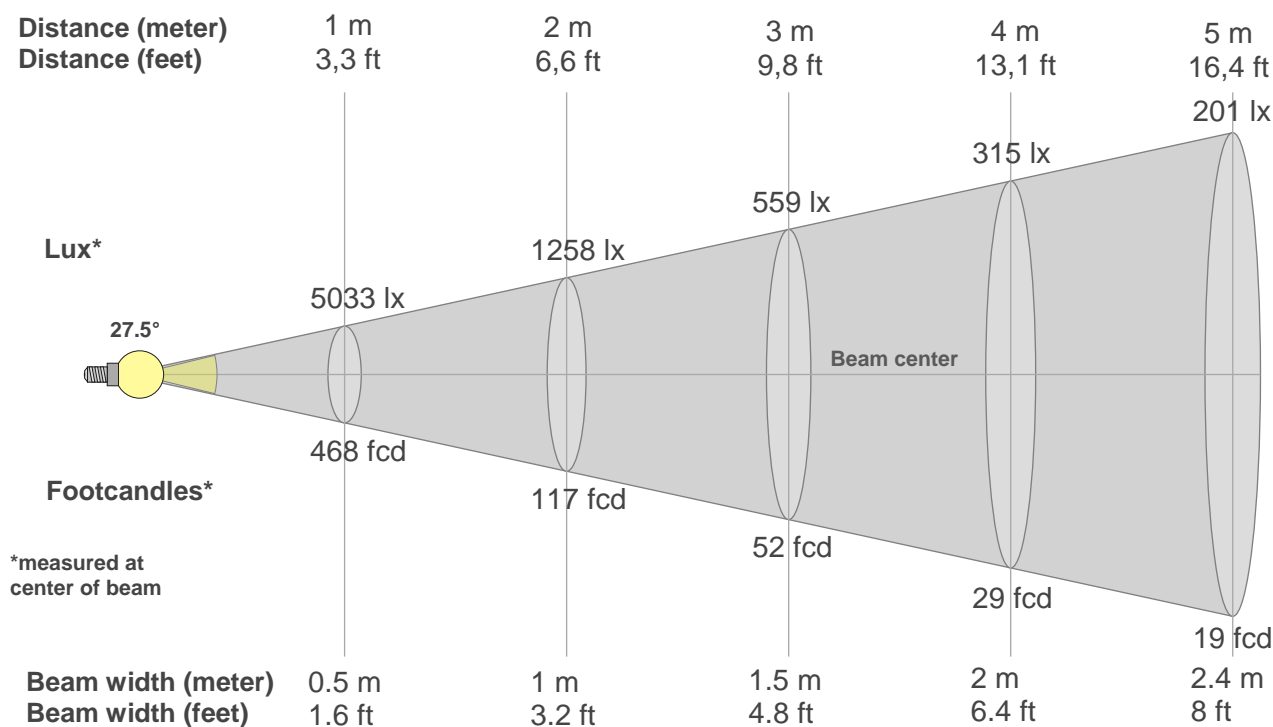
Rg 0.0

Gamut index Rg

Hue Bin	R _f	Shifts (%)	
		Chroma	Hue
1	0	0%	0%
2	0	0%	0%
3	0	0%	0%
4	0	0%	0%
5	0	0%	0%
6	0	0%	0%
7	0	0%	0%
8	0	0%	0%
9	0	0%	0%
10	0	0%	0%
11	0	0%	0%
12	0	0%	0%
13	0	0%	0%
14	0	0%	0%
15	0	0%	0%
16	0	0%	0%



Beam details



Beam intensities from 1-20m

1m	2m	3m	4m	5m	6m	7m	8m	9m	10m	11m	12m	13m	14m	15m	16m	17m	18m	19m	20m
3.3ft	6.6ft	9.8ft	13.1ft	16.4ft	19.7ft	23ft	26.2ft	29.5ft	32.8ft	36.1ft	39.4ft	42.7ft	45.9ft	49.2ft	52.5ft	55.8ft	59.1ft	62.3ft	65.6ft
5033lx	1258lx	559lx	315lx	201lx	140lx	103lx	79lx	62lx	50lx	42lx	35lx	30lx	26lx	22lx	20lx	17lx	16lx	14lx	13lx
467.6fcd	116.9fcd	52fcd	29.2fcd	18.7fcd	13fcd	9.5fcd	7.3fcd	5.8fcd	4.7fcd	3.9fcd	3.2fcd	2.8fcd	2.4fcd	2.1fcd	1.8fcd	1.6fcd	1.4fcd	1.3fcd	1.2fcd

Intensities in 0° c-plane

0°	2°	4°	6°	8°	10°	12°	14°	16°	18°	20°	22°	24°	26°	28°	30°	32°	34°	36°	38°
5033	4986	4942	4738	4378	3836	3167	2421	1702	1088	650	355	171	64	16	0	0	0	0	0
100%	99%	98%	94%	87%	76%	63%	48%	34%	22%	13%	7%	3%	1%	0%	0%	0%	0%	0%	0%

Intensities in 90° c-plane

0°	2°	4°	6°	8°	10°	12°	14°	16°	18°	20°	22°	24°	26°	28°	30°	32°	34°	36°	38°
5033	4986	4942	4738	4378	3836	3167	2421	1702	1088	650	355	171	64	16	0	0	0	0	0
100%	99%	98%	94%	87%	76%	63%	48%	34%	22%	13%	7%	3%	1%	0%	0%	0%	0%	0%	0%

Intensities in 180° c-plane

0°	2°	4°	6°	8°	10°	12°	14°	16°	18°	20°	22°	24°	26°	28°	30°	32°	34°	36°	38°
5033	5024	4919	4679	4360	3827	3160	2421	1690	1079	635	356	192	95	36	0	0	0	0	0
100%	100%	98%	93%	87%	76%	63%	48%	34%	21%	13%	7%	4%	2%	1%	0%	0%	0%	0%	0%

Intensities in 270° c-plane

0°	2°	4°	6°	8°	10°	12°	14°	16°	18°	20°	22°	24°	26°	28°	30°	32°	34°	36°	38°
5033	5024	4919	4679	4360	3827	3160	2421	1690	1079	635	356	192	95	36	0	0	0	0	0
100%	100%	98%	93%	87%	76%	63%	48%	34%	21%	13%	7%	4%	2%	1%	0%	0%	0%	0%	0%

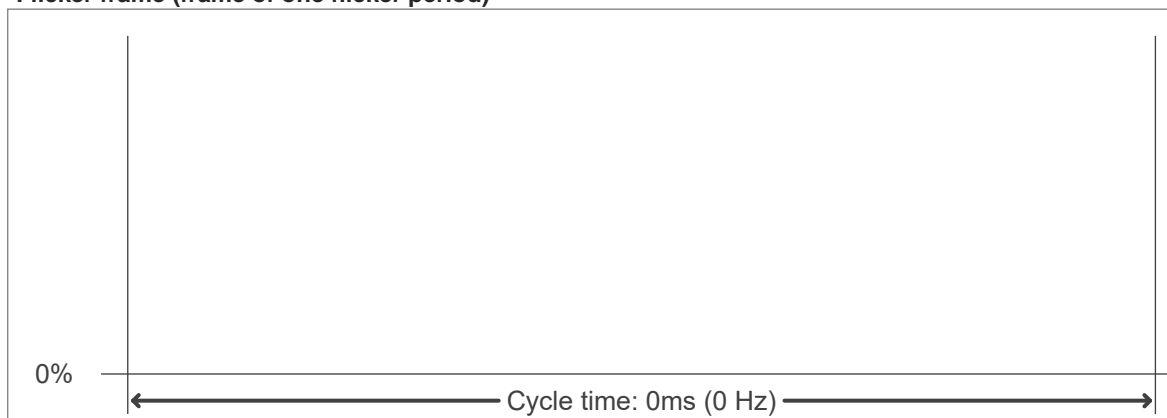
Beam angle 50%	Field angle 10%	Cutoff angle 2,5%	Intensity ratio in 120° cone	Intensity ratio in 90° cone
27.5°	41.7°	49.9°	100.0%	100.0%

Flicker

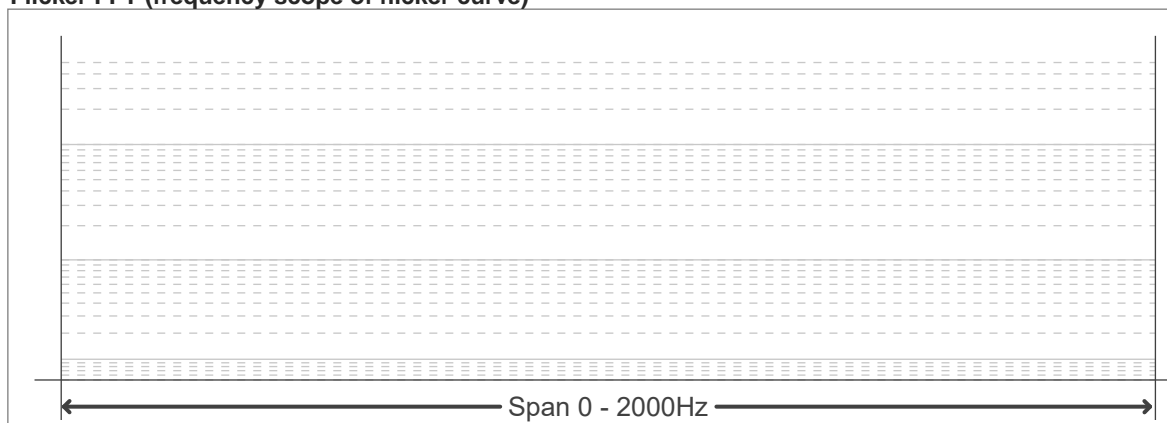
Flicker curve (complete sampled flicker signal)



Flicker frame (frame of one flicker period)



Flicker FFT (frequency scope of flicker curve)



Flicker results:

Flicker frequency:		n/a Hz	
Flicker index:	n/a	JA8/10 40Hz	n/a %
Flicker percentage:	n/a %	JA8/10 90Hz	n/a %
SVM: (Visual flicker)	n/a	JA8/10 200Hz	n/a %
PstLM	n/a	JA8/10 400Hz	n/a %
Mp	n/a	JA8/10 1000Hz	n/a %

Flicker conditions:

Sample rate:	n/a samples/second
--------------	--------------------